



Ultimate Ownership Experience is our commitment to our customers.



**HINO EDGE**  
Hino Trucks is redefining the connected vehicle experience. Hino Edge seamlessly links customers with the Hino Ultimate Support Center, Hino’s extensive dealer network, and their chosen Telematic Service Providers (TSPs), maximizing truck visibility and providing unparalleled service support. This integrated connection ensures fleets have real-time access to the information and resources they need to stay on the road, enhancing operational efficiency and delivering the Ultimate Ownership Experience.



**HINOWATCH**  
24/7 Roadside Assistance is standard for 3 years, unlimited miles, on all Hino Trucks. HinoWatch also provides support for lockout, out of fuel, battery jumpstart, and warranty towing.



**5 YEAR TRANSMISSION WARRANTY**  
Hino Trucks’ XL Series comes standard with a five-year warranty compared to the industry standard three/four-year warranty. That means up two extra years of warranty, unlimited mileage, free of charge. (Applies to MY20 and newer).  
\*Allison RDS Transmission, two years extension.  
\*Allison HS Transmission, one year extension.



**INCLUSEV**  
EV ENABLEMENT INCLUSEV has assembled the top experts in the EV industry to offer comprehensive support for fleet electrification. Together, we provide everything needed to transition to EV including EV truck OEM partnerships, infrastructure, construction, charging stations, end-to-end financing, and operations support. This is the true definition of “Turn Key,” all made possible by partnering with the best in the EV market.

# WARRANTY

## C O V E R A G E

### MY26 HINO XL SERIES TRUCK - XL7/XL8

DESCRIPTION	STD/OPT	MONTHS	MILEAGE
<b>BASE VEHICLE WARRANTY</b> Provides warranty coverage against defects in material and workmanship. Includes towing to the nearest Hino dealer for warrantable failures. Adjustments and expendables items are covered for 90 days / 3,000 miles. Batteries are covered for 12 months/unlimited mileage. <small>*Base vehicle warranty covers non - Cummins components</small>	STD.	24	UNLTD.
<b>Cummins ENGINE AND AFTERTREATMENT SYSTEM WARRANTY</b> The base warranty for Cummins L9 is 2 years/250,000 mileage , including parts and labor on warrantable failures. <small>*For details about the L9, see your local Hino dealer, or visit cummins.com.*</small>	STD.	24	250,000
<b>EXTENDED ENGINE WARRANTY - 3 TO 6 YEARS (OPTIONS)</b> Extended coverage plans are available with options for up to 6 years or 300,000 miles. <small>*Most popular plan options shown, for details about the L9, see your local Hino dealer, or visit cummins.com.*</small>	OPT. OPT. OPT. OPT. OPT. OPT.	60 60 60 72 72 72	200,000 250,000 300,000 150,000 200,000 250,000
<b>EPA BASE EMISSIONS SYSTEM WARRANTY - 5 YEARS / 100,000 Miles</b> Provides warranty coverage against defects in material and workmanship for all components that comprise the emissions system. CARB Certified engine emissions warranty of 5 year/150,000 miles.	STD.	60	100,000
<b>EXTENDED AFTERTREATMENT SYSTEM WARRANTY UP TO 6 YEARS (OPTIONS)</b> Options range from 3 to 6 years and 100,000 to 250,000 miles. Mileage range options may vary by engine and length of coverage. <small>*Most popular plan options shown, for details about the L9, see your local Hino dealer, or visit cummins.com.*</small>	OPT. OPT. OPT. OPT. OPT. OPT.	60 60 60 72 72 72	200,000 250,000 300,000 150,000 200,000 250,000
<b>FRAME RAILS &amp; CROSSMEMBERS</b> Provides warranty coverage against structural cracks in the frame caused by defects in material and workmanship.	STD.	60	UNLTD.
<b>CAB</b> Provides warranty coverage against corrosion perforation of the cab structure.	STD.	60	UNLTD.
<b>Allison 5 YEAR WARRANTY</b> <b>ALLISON AUTOMATIC TRANSMISSION- 5 YEARS (STANDARD)</b> Limited Warranty includes 100% parts and labor for the coverage period. Repairs are performed at Allison Authorized Dealers.	STD.	60	UNLTD.
<b>ANTI-LOCK BRAKING SYSTEM (ABS) AIR/HYDRAULIC</b> ABS control module, modulator valves, and wheel sensors.	STD.	36	300,000

# XL

## SERIES

### MY26-XL7/XL8

Hino has been committed to providing customers in the U.S. with the premier medium-duty truck combined with the Ultimate Ownership Experience. This commitment extends to the Hino XL Series. It started with great aerodynamics, functionality, durability, and has continued with the development of Hino Edge, a leading telematics and case management system designed to help keep trucks on the road and reduce downtime. The Hino XL Series sports an automotive grade interior, an optional advanced Safety Suite and larger cab configurations for more versatility than ever before.

Available in day and extended and crew cab configurations, Hino XL Series trucks are ideal for applications ranging from 33,000 lbs. to 60,600 lbs. GVWR.



Hino Trucks - A Toyota Group Company  
45501 12 Mile Rd. Novi, MI 48377

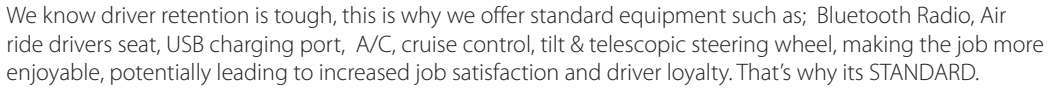
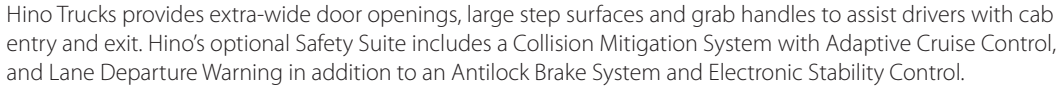
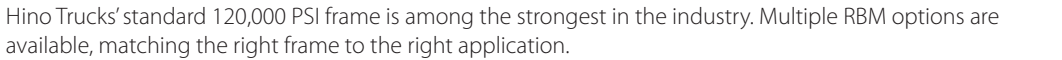


HINO.COM



# XL | SERIES

## MY26-XL7/XL8



Not all equipment combinations are compatible. For compatibility, additional options and specifications please visit your local Authorized Hino Trucks Dealer. Are you a body company? Additional information @ [hinobodybuilder.com](mailto:hinobodybuilder.com)

Legal Disclaimer - The equipment and specifications shown are subject to change without notice. The information, content, and materials are presented "as is" at the time of publication, and no representations are made that the content is error-free. ©Hino Motors Sales U.S.A., Inc. All rights reserved. All other marks are trademarks of their respective owners.

Hino's optional Safety Suite includes a Collision Mitigation System with Adaptive Cruise Control, and Lane Departure Warning in addition to an Antilock Brake System and Electronic Stability Control.

\*All features and options are subject to change without notice. \*\*For more model specifications, contact your local Hino dealer.